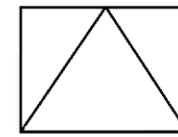




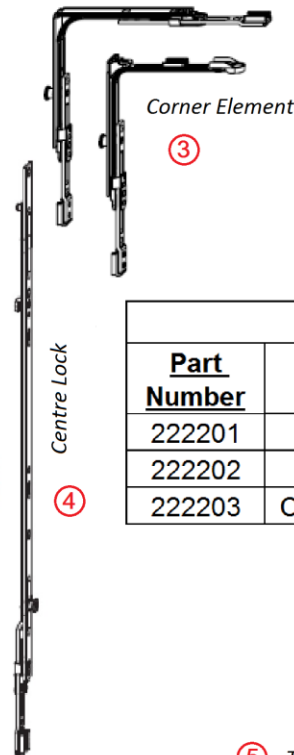
Tilt-Only Fittings MM with Standart Drive-Gear MM



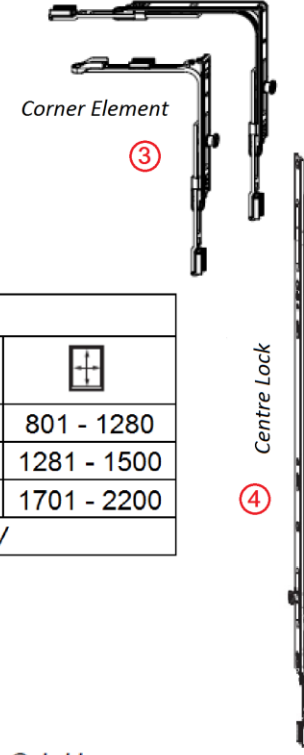
2	101548	Tilt-Only Stay-Arm with Fixing Tab, Silver
----------	--------	--------------------------------------------



① Standart Drive-Gear MM



1			
Part Number	T&T Drive-Gear VHH		
201746	Drive-Gear BS 15 VHH MM	VAR	470 - 800
201747	Drive-Gear BS 15 VHH MM	VAR	801 - 1250
212158	Drive-Gear BS 15 VHH MM	VAR	1251 - 1750
212160	Drive-Gear BS 15 VHH MM	VAR	1751 - 2250

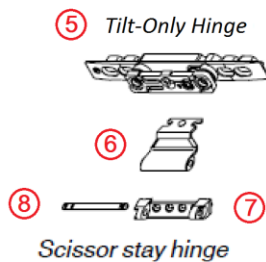


3		
Part Number	Corner Element	
222201	Corner Element MM with 1 i.S.	320 - 1650
222202	Corner Element MM with 2 i.S.	320 - 1650
222203	Corner Element MM, Short, 1 i.S.	220 - 319

4		
Part Number	Centre Lock	
201840*	Centre Lock MM with 1 i.S.	801 - 1280
201753	Centre Lock MM with 1 i.S.	1281 - 1500
201754	Centre Lock MM with 2 i.S.	1701 - 2200

*Use only from 800 mm SRW

5	94030	Tilt or Turn Only Hinge, Silver
	52321	Tilt or Turn Only Hinge Adjustable, Silver



6	52486	Rebated Scissor Stay Support Arm PVC, 12/20-13 Silver
7	52480	Scissor Stay Hinge PVC 100 kg, 3mm Pin
	52481	Scissor Stay Hinge PVC 120 kg, 7mm Pin
8	94491	Spindle Bar for PVC and Timber Scissor Stay Hinges, Silver

